

# MVR

## material volume reducer

The MVR is Terberg's innovative solution that makes it possible to maximise your load space by effortlessly reducing the volume of plastic, glass and cans;

■ **Integration,**

the MVR can be retrofitted to an existing Terberg recycling vehicle or purchased fully integrated as part of a new Kerbsider® 2 or Toploader®.

The MVR takes its power from an engine mounted PTO.

■ **Volume reduction,**

the MVR has been proven under laboratory conditions to provide an effective volume reduction ratio of up to 4:1 on previously uncompacted plastic recyclables.

■ **Collection times stay the same,**

because the MVR processes material as it is discharged into the vehicle body and keeps running for a short period even when the trough is lowered, the collection time is not affected by the MVR.

■ **Reduces tip cycles,**

the reduction in material volume via the MVR reduces the need for unnecessary tipping before other compartments are full.

■ **Flexible,**

the MVR is available in a variety of different sizes and specifications to suit a selected range of body and chassis configurations.

■ **Powerful yet quiet,**

the power behind the MVR are two hydraulic motors chosen for their high torque, low maintenance, low noise and robust design.

■ **Materials handling,**


primarily the MVR has been designed for use with either plastics or cans, however, a variant on the design is available to provide you with the means of reducing glass volume.

■ **Improves bale density and stability,**

field trials have shown that material streams which have been processed by the MVR give a significant increase in bale density. Because the MVR 'blows' the tops off many containers and often punctures the material it also helps increase bale stability because the bale will be far less likely to expand and contract with changes in weather.

■ **Supported by Terberg Service and Warranty,**

the MVR comes with a standard twelve month parts and labour warranty and is supported by our existing service network.




The MVR action completely flattens and 'bruises' plastics and cans to minimise the volume of the discharged load. During testing the volume reduction by the MVR unit can be as high as 4:1



# MVR

## material volume reducer



The original Kerbsider® concept was designed to collect and transport those materials which were either not receptive to 'compaction' (paper) or it was not generally considered desirable to 'compact' (glass).

However, in recent times there has been an increasing number of requests for Kerbsider®'s to be supplied with a compartment for plastics and cans. The low density & relatively large volume of these streams has created the need for an element of volume reduction to be introduced to the Kerbsider® product range.

The MVR provides a solution because it enables plastics & cans, which have not been previously compacted, to be stored in a compartment which can be as small as 25% of the plastics original volume.

Under laboratory conditions the MVR can achieve an effective volume reduction ratio of up to 4:1 when processing previously un-compacted plastics & can recyclables.

In 'real life' conditions this ratio is reduced but is still in the region of 2 or 3:1, taking into account the physical volume occupied by the MVR unit itself and the natural variation in the material stream. This effective volume reduction ratio is achieved by the unique design of the Material Volume Reducer



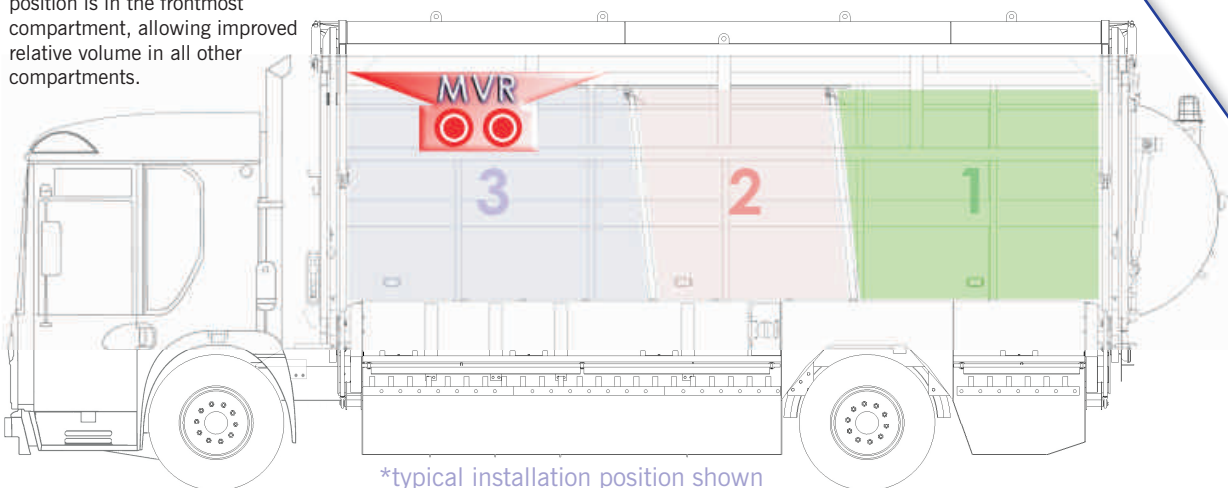
### Quiet and efficient operation

The MVR is powered hydraulically from the vehicles PTO and is surprisingly quiet in operation. It enables more efficient use of internal body compartment split because the need for a larger volume simply to contain large, hollow objects is negated.

Therefore, configurations can be established to suit weight yields rather than volumes, leading to much greater operating efficiencies.

Collection times are also improved because more time is spent on the round with the added bonus of lower fuel consumption resulting from fewer trips to discharge the load.

Ideally the MVR installation position is in the frontmost compartment, allowing improved relative volume in all other compartments.



\*typical installation position shown

Terberg Matec UK Ltd. reserve the right to change the specification or design of our equipment at any time without prior notification



Terberg Matec UK Ltd, Leacroft Road,  
Birchwood, Warrington, Cheshire, WA3 6PJ.  
Tel > +44 (0) 1925 283 915  
Fax > +44 (0) 1925 283 905  
E-mail: sales@terberg.co.uk

www.terbergmatec.com

MVR - Rev. 4. EN UK - Feb 2010

